

SPECIFICATIONS		SHEET No.	1 of 10
		DATE	2020-3-23
PART NAME	FIBER OPTIC RECEIVER	Rev	A-0
PART No.	YL-R015C	DOC No.	

1. Application

This specification applies to the outlines of the fiber-optic receiver unit for Digital audio Interface

- PC-sound card
- AV amplifier
- Digital optical data link

2. Descriptions

- The optical- receiver is packaged with custom optic data link interface.
- The unit functions by converting optical signals into electrical ones.
- The signal output interface is TTL compatible with high performance at low power consumption.

3. Features

- High speed signal transmission (25Mbps NRZ Signal)
- Wide supply voltage: +2.7V to +5.5V
- Low power consumption for extended battery life
- High PD sensitivity optimized for red light
- Product remain the RoHS compliant version



Shenzhen City Yi Lei Industrial Co.,Ltd.

Address: longhua new district of shenzhen guanlan town xintang easy reach (xintang) science and technology park in E building 4th floor
Tel:4008333498 Fax: (86) 0755-84745351

www.szyilei.com

SPECIFICATIONS

SHEET No.

2 of 10

DATE

2020-3-23

PART NAME

FIBER OPTIC RECEIVER

Rev

A-0

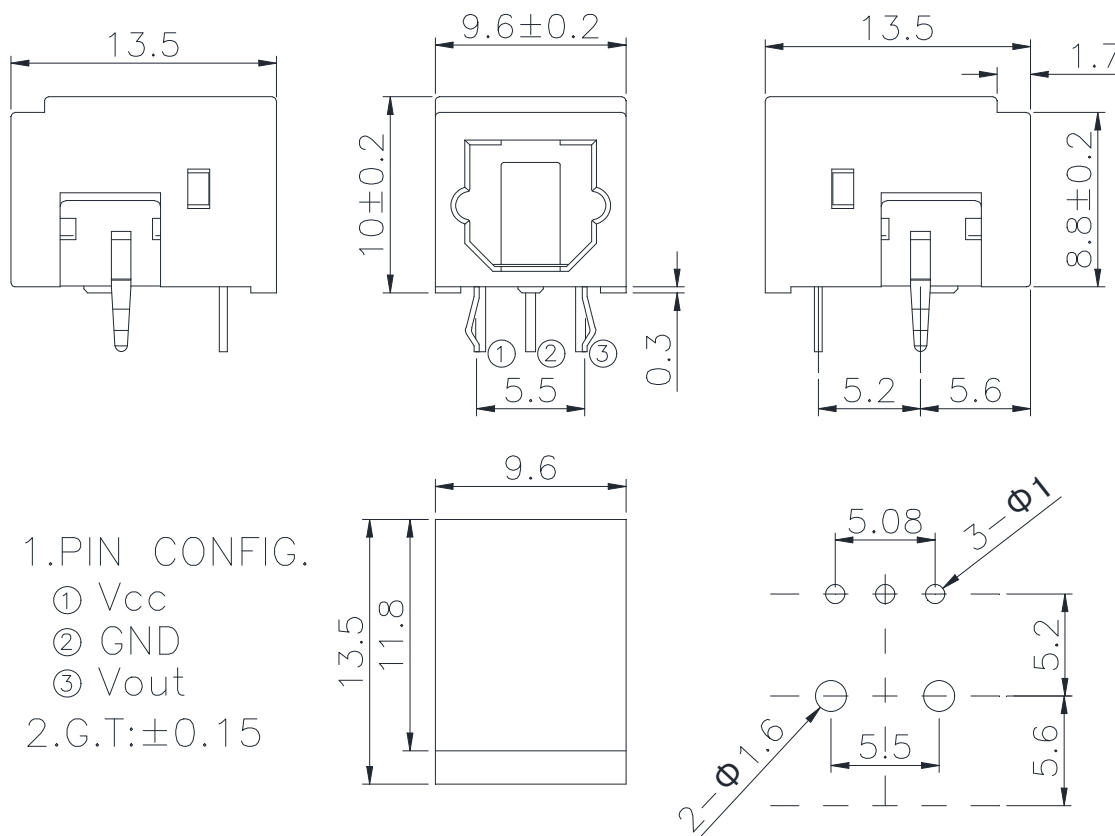
PART No.

YL-R015C

DOC No.

4. Appearance & Dimensions

1) Package Dimension (Unit: mm)



2) Material List

Symbol	Description	Material
a	Drive IC	Silicone
	Silver Paste	Ag Epoxy + Lead Frame
	Gold Wire	Au
	C.M.C	Non-fireproof epoxy resin
b	Lead Frame	Cu Alloy (Ag Plating Thickness: 2um)



Shenzhen City Yi Lei Industrial Co., Ltd.

Address: longhua new district of shenzhen guanlan town xintang easy reach (xintang) science and technology park in E building 4th floor

Tel: 4008333498 Fax: (86) 0755-84745351

www.szyilei.com

SPECIFICATIONS		SHEET No.	3 of 10
		DATE	2020-3-23
PART NAME	FIBER OPTIC RECEIVER	Rev	A-0
PART No.	YL-R015C	DOC No.	

5. Electro-Optical Characteristics

1) Absolute Maximum Rating (Ta = 25°C)

Parameter	Symbol	Ratings	Unit
Supply Voltage	Vcc	+2.4 to +5.5	V
Storage Temperature	Tstg	-40 to +85	°C
Operating Temperature	Topr	-20 to +70	°C
Soldering Temperature (※1)	Tsol	260	°C
Human Body Model ESD	HBM	8000	V
Machine Model ESD	MM	400	V

(※1) Soldering time: 10sec or less

2) Recommended Operating Conditions

Parameter	Symbol	Condition	Min	Typ.	Max	Unit
Power Supply Voltage	Vcc	-	2.7	-	5.25	V

3) Electro-Optical Characteristics (Ta=25°C, Vcc=5.0V, 25Mbps)

Parameter	Symbol	Condition	Min	Typ.	Max	Unit
Peak Emission Wavelength	λ_p		-	650	-	nm
Data Rate	FD	NRZ Signal	0.1		25	Mbps
Maximum Receiver Power	Pc_Max	Ref. to Fig.1	-	-	-14	dBm
Minimum Receiver Power	Pc_Min	Ref. to Fig.1	-27	-	-	dBm
Dissipation Current	Icc	Ref. to Fig.2	1.0	-	5.5	mA
High Level Output Voltage	VOH	Ref. to Fig.3	2.4	-	-	V
Low Level Output Voltage	VOL	Ref. to Fig.3	-	-	0.5	V
Rise Time	Tr	Ref. to Fig.3	-	10	20	ns
Fall Time	Tf	Ref. to Fig.3	-	10	20	ns
Low to High Delay Time	tpLH	Ref. to Fig.3	-	-	100	ns
High to Low Delay Time	tpHL	Ref. to Fig.3	-	-	100	ns
Pulse Width Distortion	Δtw	Ref. to Fig.3	-15	-	+15	ns
Jitter	Δtj	Ref. to Fig.4 Pc=-14dBm	-	1	15	ns
		Ref. to Fig.4 Pc=-24dBm	-	5	15	ns

*Standard plastic optic fiber cable : 1m



Shenzhen City Yi Lei Industrial Co.,Ltd.

Address: longhua new district of shenzhen guanlan town xintang easy reach (xintang) science and technology park in E building 4th floor
Tel:4008333498 Fax: (86) 0755-84745351

www.szyilei.com

SPECIFICATIONS

SHEET No.

4 of 10

DATE

2020-3-23

PART NAME

FIBER OPTIC RECEIVER

Rev

A-0

PART No.

YL-R015C

DOC No.

4) Measurement Conditions

Fig.1 Measuring Method of Maximum and Minimum Input Power that Receiver Unit Need

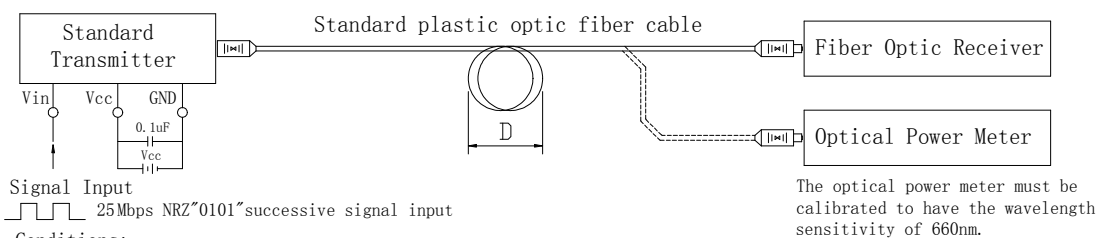


Fig.2 Measuring Method of Dissipation Current

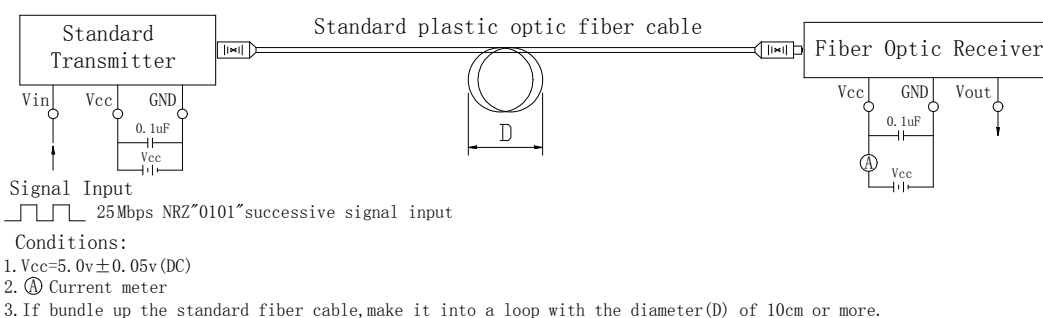
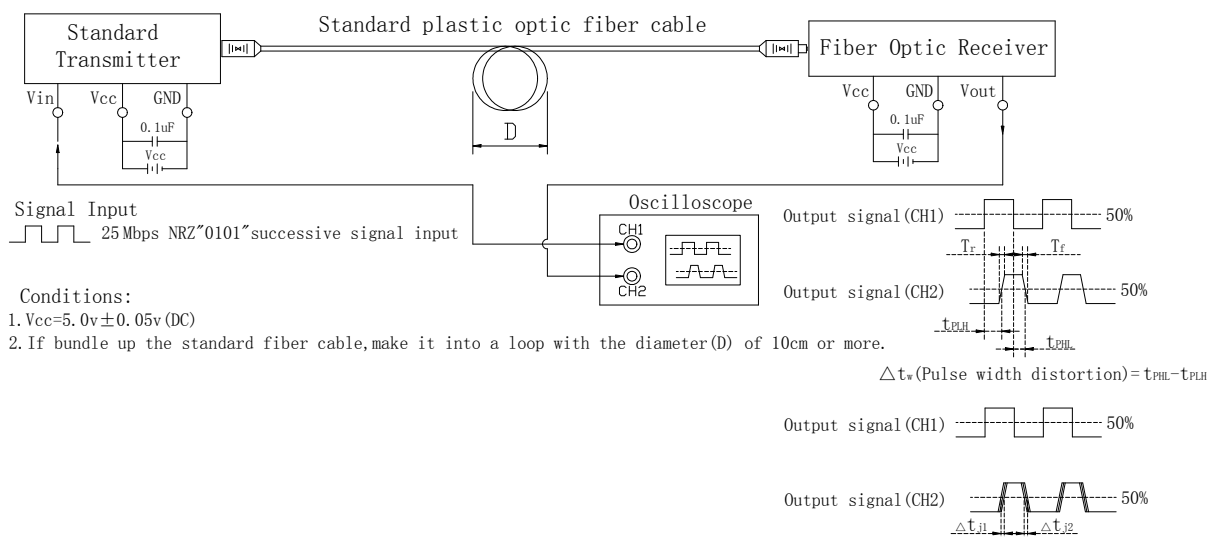


Fig.3 Measuring Method of Pulse Response and Jitter



Shenzhen City Yi Lei Industrial Co., Ltd.

Address: longhua new district of shenzhen guanlan town xintang easy reach (xintang) science and technology park in E building 4th floor
Tel: 4008333498 Fax: (86) 0755-84745351

www.szyilei.com

SPECIFICATIONS

SHEET No.

5 of 10

DATE

2020-3-23

PART NAME

FIBER OPTIC RECEIVER

Rev

A-0

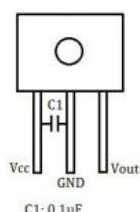
PART No.

YL-R015C

DOC No.

Application Circuit

1) General application circuit



Note:1. For having good coupling, the C1 capacitor must be placed within 7mm

6. Reliability Test Item and Standard.

1) All output products shall satisfy below Reliability test items.

2) Related sampling quantity and acceptance/failure judgment standard accordance with MIL standard MIL-STD-883 is as listed below.

No.	Test Items	Test Condition	Test Hour/Cycle	Sample Size	Fail(c)/ Sample(n)
1	High Temp. Storage (※2)	Ta= +85°C	500hours	22	C=0 / n=22
2	Low Temp. Storage (※2)	Ta= -30°C	500hours	22	C=0 / n=22
3	Temperature Cycle (※2)(※3)	Ta= -30°C to +85°C, cycle time: 30min	20cycle	22	C=0 / n=22
4	DC Operation Life Test	Ta= +60°C, Vcc=+5.0V	500hours	11	C=0 / n=11
5	Salt Spray (※2)	5%Nacl, Ta=35°C,80%RH	8hours	11	C=0 / n=11
6	Soldering Heat (※4)	Ta= 260±5°C	5sec./2times	11	C=0 / n=11
7	Solder ability	Ta= 260±5°C	5sec.	11	C=0 / n=11

※1. Supply voltage of load test is 5.0V.

※2. Electro-optical characteristics shall be satisfied after leaving 2 hours in the normal condition.

※3. Temperature cycle test shall repeat above condition 20 times under no load.

※4. For 5sec (after mounting on PCB with thickness of 1.6mm)

※Remark:

1. Icc (mA): Dissipation Current Attenuate Difference < ±20%

2. Pf (Fiber Coupling Output Power): Brightness Attenuate Difference < ±20%



Shenzhen City Yi Lei Industrial Co.,Ltd.

Address: longhua new district of shenzhen guanlan town xintang easy reach (xintang) science and technology park in E building 4th floor

Tel:4008333498 Fax: (86) 0755-84745351

www.szyilei.com

SPECIFICATIONS		SHEET No.	6 of 10
		DATE	2020-3-23
PART NAME	FIBER OPTIC RECEIVER	Rev	A-0
PART No.	YL-R015C	DOC No.	

7. Outgoing Inspection

- 1) Inspection lot
Inspection shall be carried out per each delivery lot.
- 2) Inspection method
A single sampling plan, normal inspection level II based on ISO2859 shall be adopted.

Parameter		Inspection Item	AQL(%)
Major Defect	1	Satisfies electro-optical characteristics in parameter	0.4
	2	It should have no disconnection of lead terminal It should have no dust and solder that would hinder PCB insertion	
	3	Free from foreign on the connector coupling portion that would hinder plug insertion	
Minor defect	1	Deformation of case and lead terminal	1.5
	2	Stamp should be indicated at fixed position	

8. Soldering Condition

- 1) The distance between holes should be the same as that of between terminal leads of the component to avoid any stress during the soldering process. This may lead to the open circuit. Also, lead forming should be done before soldering process not to apply any stress to the inside of the epoxy resin.
- 2) Not to apply any stress to the component during the soldering process.
- 3) Recommended soldering condition.

Item	Condition
Pre-heating & Solder Bath	- Pre-heating : Less than 90°C - Solder Bath : 260°C - Soldering Area : 3mm away from the bottom the epoxy resin - Dipping time : Less than 5seconds. Less than twice.
Soldering – Iron	- Temperature : Less than 350°C, within 3 seconds.

※ Note

- Not to apply high temperature exceeding the maximum storage temperature to the epoxy resin.
- Not to apply any force to the epoxy resin at high temperature.

- 4) Washing Some chemicals may damage the epoxy resin. Ethyl-alcohol is recommended under the following condition.

Chemical washing	- Temperature : Less than 45°C - Wash time : Less than 3 minutes
Ultrasound washing	- Power : Less than 15W - Wash time : Less than 3 minutes



Shenzhen City Yi Lei Industrial Co.,Ltd.

Address: longhua new district of shenzhen guanlan town xintang easy reach (xintang) science and technology park in E building 4th floor
Tel:4008333498 Fax: (86) 0755-84745351

www.szyilei.com

SPECIFICATIONS		SHEET No.	7 of 10
		DATE	2020-3-23
PART NAME	FIBER OPTIC RECEIVER	Rev	A-0
PART No.	YL-R015C	DOC No.	

9. Notice

- 1) The circuit application examples in this publication are provided to explain representative applications of YL devices and are not intended to guarantee any circuit design or license any intellectual property rights. YL takes no responsibility for any problems related to any intellectual property right of a third party resulting from the use of YL's device.
- 2) Contact YL in order to obtain the latest device specification sheets before using any YL reserves the right to make changes in the specification, characteristics, data, materials, structure, and other contents described herein at any time without notice in order to improve design or reliability. In case there is any change of specification YL will get an approval from Customer officially prior to change.
- 3) Observe the following points when using any devices in this publication. YL takes no responsibility for damage caused by improper use of the devices which does not meet the condition and absolute maximum ratings to be used specified in the relevant specification sheet nor meet the following conditions.
 - a) The devices in this publication are designed for use in general electronic equipment designs such as :
 - Personal computers
 - Office automation equipment [terminal]
 - Telecommunication equipment
 - Test and measurement equipment
 - Industrial control
 - Audio visual equipment
 - Consumer electronics
 - b) Measures such as fail-safe function and redundant design should be taken to ensure reliability and safety when YL devices are used for or inconnection with equipment that requires higher reliability such as :
 - Transportation control and safety equipment (aircraft, trains, automobiles, etc.)
 - Traffic signals
 - Gas leakage sensor breakers
 - Alarm equipment
 - Various safety devices, etc.



Shenzhen City Yi Lei Industrial Co.,Ltd.

Address: longhua new district of shenzhen guanlan town xintang easy reach (xintang) science and technology park in E building 4th floor
Tel:4008333498 Fax: (86) 0755-84745351

www.szyilei.com

SPECIFICATIONS		SHEET No.	8 of 10
		DATE	2020-3-23
PART NAME	FIBER OPTIC RECEIVER	Rev	A-0
PART No.	YL-R015C	DOC No.	

c) YL devices shall not be used for or in connection with equipment that requires an extremely high level of reliability and safety such as :

- Space application
- Telecommunication equipment
- Nuclear power control equipment
- Medical and other life support equipment.

- 4) Contact a YL representative in advance when intending to use YL devices for any "specific" application other than those recommended by YL or when it is unclear which category mentioned above controls the intended use.
- 5) This publication is the proprietary product of YL and is copyrighted, with all rights reserved. Under the copyright laws, no part of this publication may be reproduced or transmitted in any form or by any means, electronic or mechanical, for any purpose, in whole or in part, without the express written permission of YL. Express written permission is also required before any use of this publication may be a third party.
- 6) Contact and consult with a YL representative if there are any questions about the contents of this publication.



Shenzhen City Yi Lei Industrial Co.,Ltd.

Address: longhua new district of shenzhen guanlan town xintang easy reach (xintang) science and technology park in E building 4th floor
Tel:4008333498 Fax: (86) 0755-84745351

www.szyilei.com

SPECIFICATIONS

SHEET No.

9 of 10

DATE

2020-3-23

PART NAME

FIBER OPTIC RECEIVER

Rev

A-0




PART No.

YL-R015C

DOC No.

10. Packing Specifications

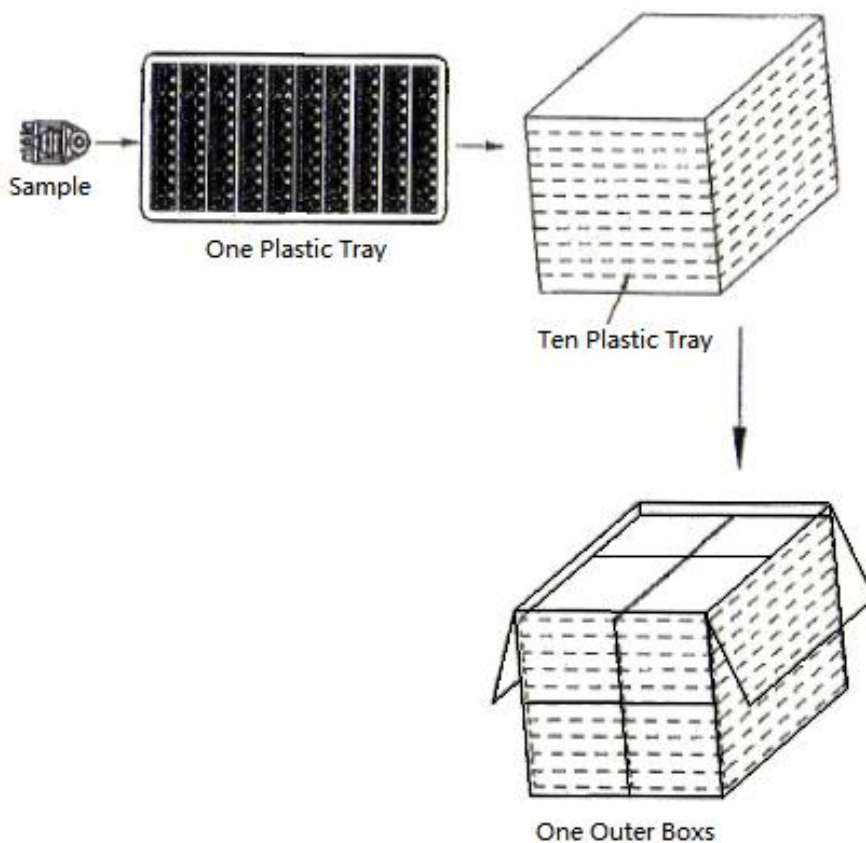
1) Label Specification

 Shenzhen City Yi Lei Industrial Co., Ltd.
 PO: _____
 MODEL: YL-_____
 QTY: _____ PCS
 DATE: _____



Label Dimensions (Unit: mm)

Label Type	L	W	Remark
Label #1	80	60	

2) Box Packing Method



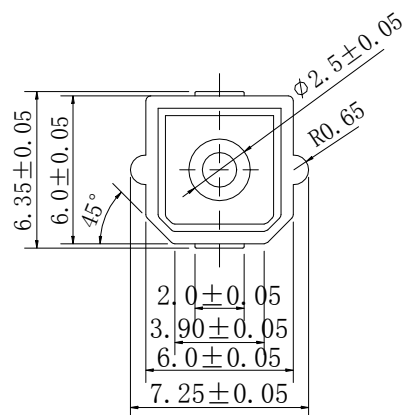
Shenzhen City Yi Lei Industrial Co., Ltd.

Address: longhua new district of shenzhen guanlan town xintang easy reach (xintang) science and technology park in E building 4th floor
 Tel:4008333498 Fax: (86) 0755-84745351

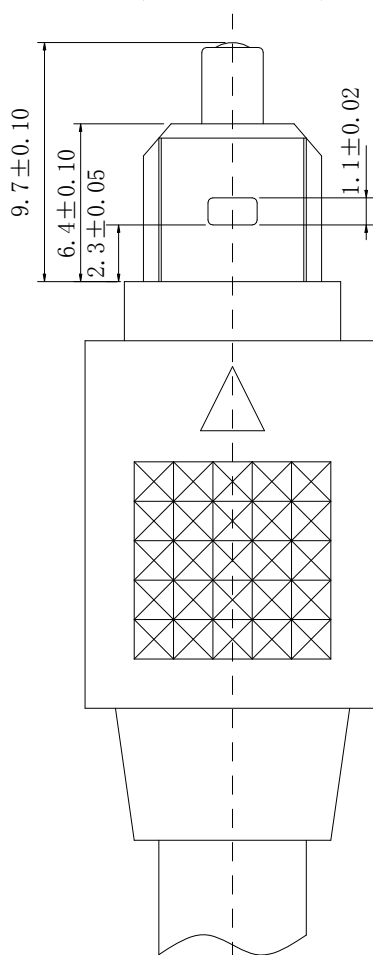
www.szyilei.com

SPECIFICATIONS		SHEET No.	10 of 10
		DATE	2020-3-23
PART NAME	FIBER OPTIC RECEIVER	Rev	A-0
PART No.	YL-R015C	DOC No.	

11. Suggest using optical fiber line plug



Note: to not affect the use of optical fiber terminal Life, the fiber plug in the optical fiber terminal Must be inserted into the socket with the terminal When in, pull out flat out



Shenzhen City Yi Lei Industrial Co.,Ltd.

Address: longhua new district of shenzhen guanlan town xintang easy reach (xintang) science and technology park in E building 4th floor
Tel:4008333498 Fax: (86) 0755-84745351

www.szyilei.com